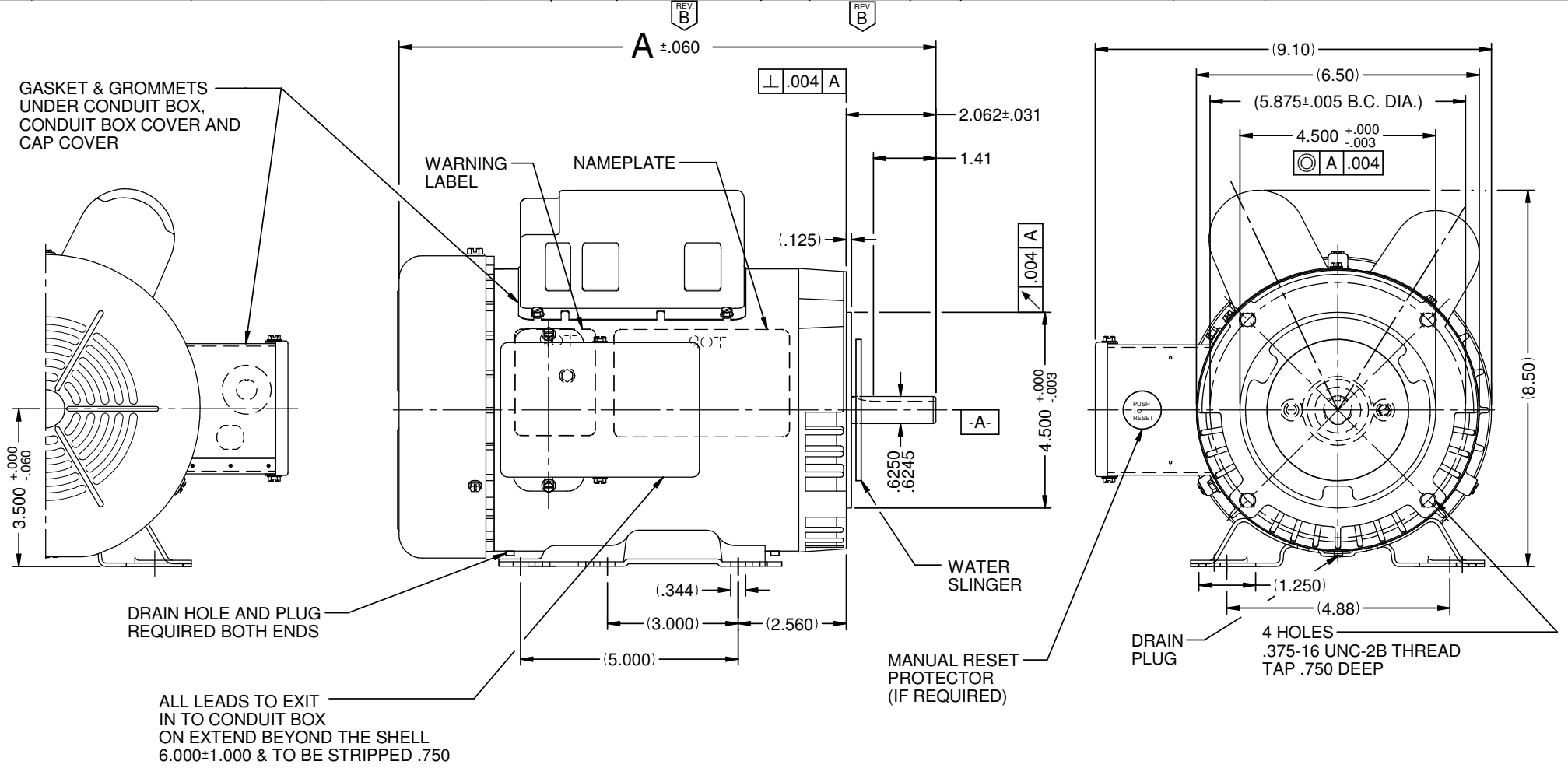




## Catalog #: FD32CPM2PHC

Model Number:	T063CTL2307012B
PRODUCT NAME:	1.5 HP - TEFC - 1725
PHASETYPE:	1_CAPACITOR START -
MOTOR ENCLOSURE:	TEFC
HORSEPOWER:	1.5
KILOWATTS:	1.1
POLES:	4
NUMBER SPEEDS:	1
RPM:	1725
HERTZ:	60
VOLTS PRIMARY:	115/208-230 V
VOLTS :	115
VOLTS 2:	208
VOLTS 3:	230
FRME :	56
SHAFT CODE:	HC
STATOR DIAMETER:	6.3
STACK:	4
MOUNTING:	RIGID BASE
MOTOR TYPE:	FHP
OPPOSITE END BEARING:	6203
SHAFT END BEARING:	6203
AMBIENT:	40
ROTATION:	CCW LEAD END REV
SERVICE FACTOR:	1.15
RUNCAPMFD:	50
RUNCAPVOLTS:	370
STARTCAPMFD:	709
SHIPPING WEIGHT:	32
THERMAL PROTECTION:	MANUAL RESET
BREAKDOWN TORQUE:	195.7
BREAKDOWN TORQUE UOM:	OZFT
LOCKED ROTOR TORQUE:	277.7
LOCKED ROTOR TORQUE UOM:	OZFT
INSULATION CLASS:	B
KVA CODE LETTER:	K
LOCKED ROTOR AMPS:	94.39
NEMA NOMINAL EFFICIENCY:	80
FULL LOAD AMPS PRIMARY:	14.4/8.3-7.2
SERVICE FACTOR AMPS PRIMARY:	15.8/9.0-7.9

VAR	MODEL	CUSTOMER	CATALOG NO.	A	HP	VOLTS	SF	AMPS	HZ	RPM	CONN VOLTS	PROTECTOR	DESCRIPTION / REMARKS
001	T63BXCTL-2307	USEM	FD32CPM2PHC	13.88	1.5	115/208-230	1.15	14.4/8.3-7.2	60	1725	-----	MANUAL	56HC, TEFC, GREEN, REMOVABLE BASE



ROTATION: CCW LEAD END REV

NIDEC MOTOR CORPORATION 15-May-18

REFER TO S.E.I.M. 24-1

REVISION RECORD FOR: E31245	
VOLTS & AMPS UPDATED.	
ISSUED BY: E. REYES	ENGINEER APPROVED: M. SCHUETTE

TOLERANCES ON DIMENSIONS  
(UNLESS OTHERWISE SPECIFIED)

INCHES	mm
.XX = ± .010	
.XXX = ± .005	

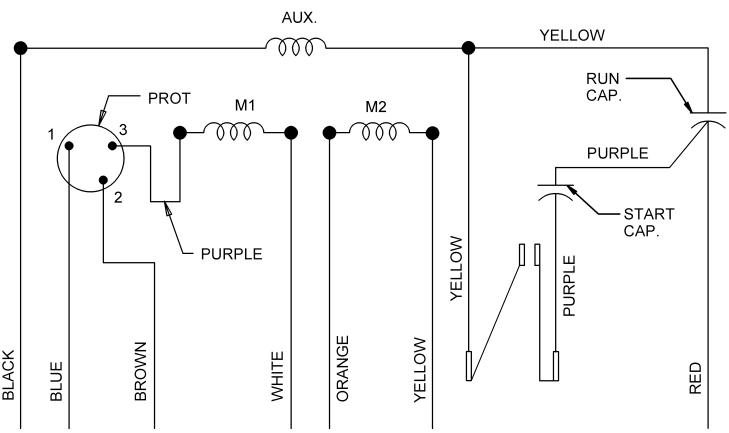
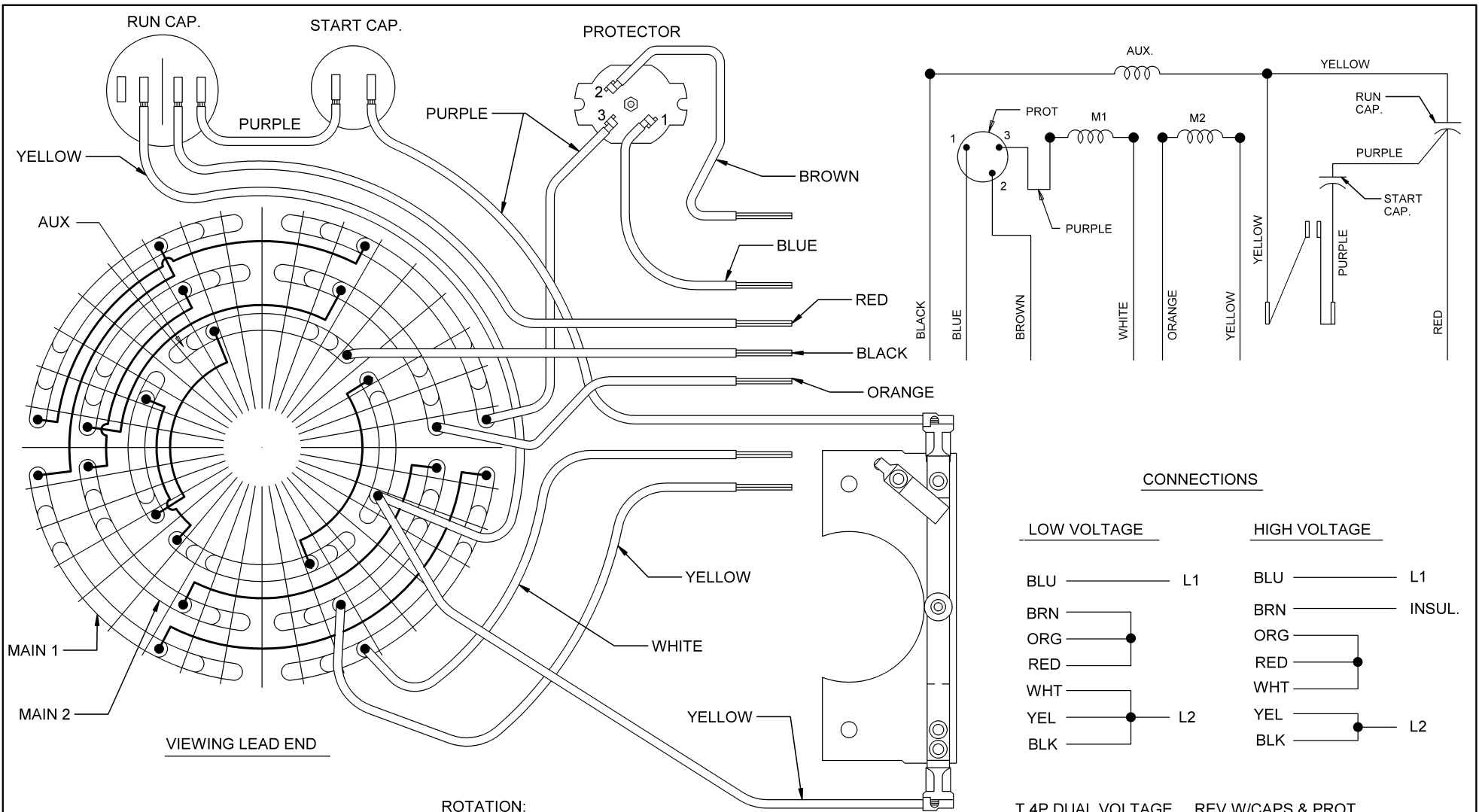
ANGLES X° = ±1°

**NIDEC MOTOR CORPORATION**

INFORMATION DISCLOSED ON THIS DOCUMENT IS CONSIDERED PROPRIETARY AND SHALL NOT BE REPRODUCED OR DISCLOSED WITHOUT WRITTEN CONSENT OF NIDEC MOTOR CORPORATION

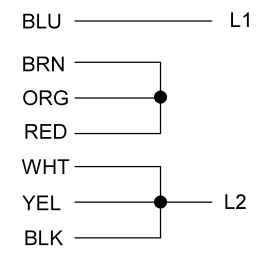
REVISION DATE:  
**15-MAY-18**

TITLE		CODE	ITEM NO.	REV	SHEET NUMBER	DWG SIZE
CUSTOMER DETAIL DRAWING		V02	811716	B	1 OF 4	B

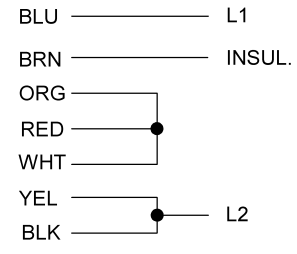


**CONNECTIONS**

LOW VOLTAGE



HIGH VOLTAGE



T 4P DUAL VOLTAGE REV W/CAPS & PROT

NOTE:  
SECURE LEADS TO PREVENT  
INTERFERENCE WITH MOVING PARTS.


ROTATION:  
CCW SWITCH END REVERSIBLE  
TO REVERSE ROTATION  
INTERCHANGE BLACK AND  
RED LEADS



NIDEC CONFIDENTIAL  
NIDEC MOTOR CORPORATION 24-Sep-13

REVISION DESCRIPTION FOR: <b>C8396-10</b>	SCALE <b>NONE</b>	UNITS <b>IN</b>	TITLE <b>DIAGRAM OF CONNECTIONS</b>	<b>NIDEC MOTOR CORPORATION</b>
CHANGED MARKUP EMERSON TO NIDEC.	TOLERANCES ON DIMENSIONS (UNLESS OTHERWISE SPECIFIED)		ISSUED BY <b>J.G.SALINAS</b>	
MATERIAL:	<b>INCHES</b>	<b>mm</b>	APPROVED BY <b>J.I.SALAZAR</b>	REVISION DATE <b>24-SEP-2013</b>
	$\pm .015$		CODE <b>D04</b>	REV <b>A</b>
	ANGLES $X^\circ = \pm 1^\circ$		DWG NO. <b>760959</b>	SHEET NUMBER <b>1 OF 1</b>
				DWG SIZE <b>B</b>

## Special Application Agriculture Totally Enclosed Fan Cooled (TEFC) Agri Duty High Torque Single Phase, Capacitor Start



### APPLICATIONS:

For powering agitators, augers, compressors, conveyors, feeders and hay hoists.  
High torque motors are used on barn cleaners, manure pumps and silo unloaders.

### FEATURES:

- Class F Insulation (140-210 Frame)
- 40°C Ambient, Continuous Duty
- Reversible Rotation
- F1 Assembly
- Steel Frames & Steel Welded Based (140-210 Frame)
- Manual Reset Thermal Overload Protector
- Steel Fan Cover & Conduit Box
- Non-Regreasable Double Shielded Bearings
- Shaft Slinger (140-210 Frame)
- Capacitor Start-Capacitor Run (3-10 HP)
- Low Temperature Grease

### Footed

HP	RPM	Voltage	Frame	Catalog Number	List	Discount Symbol	SF	"C" Dim. (inches)	Ship Wt. (lbs)	Full Load Amps	Notes
1/3	1800	115/230	56	FD13CM2P	\$278	DS-3FMP	1.15	10.9	25	6.6/3.3	23
1/2	1800	115/230	56	FD12CM2P	\$324	DS-3FMP	1.15	11.4	27	9.0/4.5	23
3/4	1800	115/230	56	FD34CM2P	\$384	DS-3FMP	1.15	11.9	32	11.4/5.7	23
1	1800	115/230	143T	FD1CM2P14	\$684	DS-3F	1.15	12.8	32	15.0/7.5	23
	1800	115/230	56H	FD1CM2PZ	\$439	DS-3FMP	1.15	12.9	40	14.0/7.0	23
1 1/2	1800	115/230	145T	FD32CM2P14	\$473	DS-3SP	1.15	14.3	43	16.2/8.1	23
	1800	115/230	56H	FD32CM2PH	\$468	DS-3FMP	1.15	13.9	32	16.2/8.1	23
2	1800	115/230	182T	FD2CM2P18	\$779	DS-3SP	1.00	15.2	60	23.6/11.8	23
	1800	115/230	56HZ	FD2CM2PHZ	\$639	DS-3FMP	1.00	14.3	50	20.0/10.0	23
3	1800	230	184T	FD3CM2K18	\$1,045	DS-3SP	1.00	17.2	74	14.5	23
5	1800	230	184T	FD5CM2K18	\$1,307	DS-3SP	1.00	18.2	125	22.0	23
	1800	230	213T	FD5CM2K21	\$1,442	DS-3SP	1.00	19.6	180	23.0	23
7 1/2	1800	230	215T	FD7CM2K21	\$1,937	DS-3SP	1.00	22.1	147	30.0	23
10	1800	230	215T	FD10CM2K21	\$2,380	DS-3SP	1.00	22.1	180	38.0	23

### C-Face Footed

HP	RPM	Voltage	Frame	Catalog Number	List	Discount Symbol	SF	"C" Dim. (inches)	Ship Wt. (lbs)	Full Load Amps	Notes
1/3	1800	115/230	56C	FD13CM2PC	\$370	DS-3FMP	1.15	10.9	21	6.6/3.3	23
1/2	1800	115/230	56C	FD12CM2PC	\$375	DS-3FMP	1.15	11.4	26	9.0/4.5	23
3/4	1800	115/230	56C	FD34CM2PC	\$447	DS-3FMP	1.15	11.9	30	11.4/5.7	23
1	1800	115/230	56HC	FD1CM2PHC	\$503	DS-3FMP	1.15	12.9	35	14.0/7.0	23
1 1/2	1800	115/208-230	56HC	FD32CPM2PHC	\$599	DS-3FMP	1.15	13.9	32	14.4/8.3-7.2	23
2	1800	115/230	145TC	FD2CM2PHC	\$704	DS-3FMP	1.15	14.4	32	18.9/9.4	23

### C-Face Footless

HP	RPM	Voltage	Frame	Catalog Number	List	Discount Symbol	SF	"C" Dim. (inches)	Ship Wt. (lbs)	Full Load Amps	Notes
1/3	1800	115/230	56C	FD13CM2PCR	\$360	DS-3FMP	1.15	10.9	21	6.6/3.3	23
1/2	1800	115/230	56C	FD12CM2PCR	\$360	DS-3FMP	1.15	11.4	32	9.0/4.5	23
3/4	1800	115/230	56C	FD34CM2PCR	\$437	DS-3FMP	1.15	11.9	32	11.4/5.7	23
1	1800	115/230	56C	FD1CM2PCR	\$493	DS-3FMP	1.15	12.9	44	14.0/7.0	23
1 1/2	1800	115/230	56C	FD32CM2PCR	\$589	DS-3FMP	1.15	13.9	44	16.2/8.1	23

Note 23 Manual Reset Thermal Protector Overload